


A RESEARCH OF ELECTRICITY USAGE HABITS AND GATHERING OF RESULTS




Home work to prepare for the lesson

1. Choose 5 electric devices that you use the most at home!
2. Together with your parents research how much do you use them and how much electricity does it need!
3. Collect the data during week before next science lesson!
All of the data gather in the table below.

<i>Device</i>	<i>Power (W)</i>	<i>Time of usage during the week</i>
<i>Example</i> Electric teapot	2000-2400 W	1min + 2min +1min + 20sec. During the whole week we used it for 4 minutes and 20 seconds.

Task 1

To understand how electricity works you need to sort out examples of activities which generate and use electricity! Use arrows to match pictures with description!



Task 2

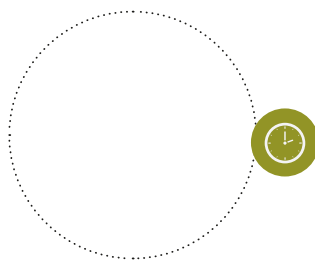
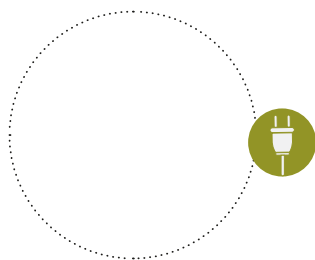
Create a description of your daily activities! Make a list of the things you do!

1.
2.
3.
4.
5.
6.
7.
8.
9.
10.
11.
12.

Highlight the activities where you use electricity!
Think how many times do you use electricity during the day!

Task 3

To find out how much electricity do we use and how much does it cost, we need to know the **power of the device**, the **time** how long we turn the device on and **the price** of electricity at the moment.



Task 4

Brainstorm the ideas of how to reduce the consumption of electricity!



*I can reduce
the use of electricity*

(My actions)




.....

.....

.....

Task 5

What activities can you do every day to reduce use of electricity?
Choose 3 and each of them write in the different bulb!



Can you do that?